WENTYLATORY ŚCIENNE

Ø630

L — DODATKOWE OZNACZENIA
wentylator niskoobrotowy

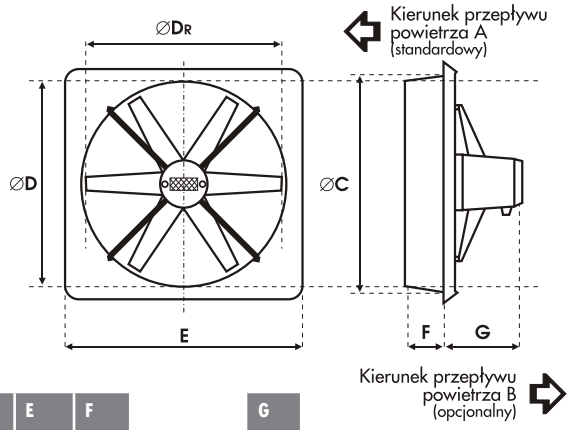

	D_R mm	D mm	C mm	E mm	F mm
Ø630	625	630	645	785	120

	G mm
0,55 kW	250
0,75 kW	240
1,1 kW	250

	TYP WENTYLATORA	PRĘDKOŚĆ OBROTOWA (min $^{-1}$)	WYDAJNOŚĆ (m^3/h)	MOC (kW)	PRĄD (A)	IP	MAX. TEMP. PRACY (°C)	MASA (kg)	CIŚNIENIE AKUSTYCZNE SPL dB(A)	MOC AKUSTYCZNA Lw dB(A)	TYP REGULATORA
1	630/R/10-10/50/230/L	900	12800	0,55	3,9	66	60	16	68	79	SPA-5
2	630/R/8-8/40/230	1350	13500	0,75	5,1	66	60	17	69	80	SPA-10
3	630/R/8-8/40/400	1400	14000	0,75	2,2	66	60	17	70	81	FT-4,1 / FJ-6,0
4	630/R/8-8/45/400	1400	16600	1,1	3,0	66	60	18	73	84	FT-4,1 / FJ-6,0

Informacje na temat metod pomiaru parametrów podanych w tabeli i wykresach znajdują się na pierwszej stronie katalogu
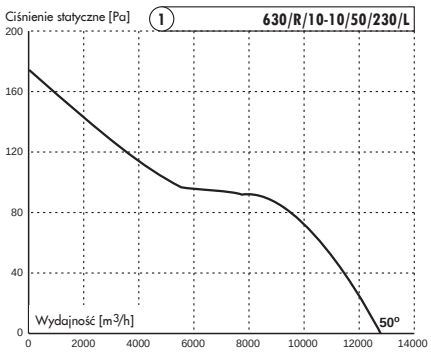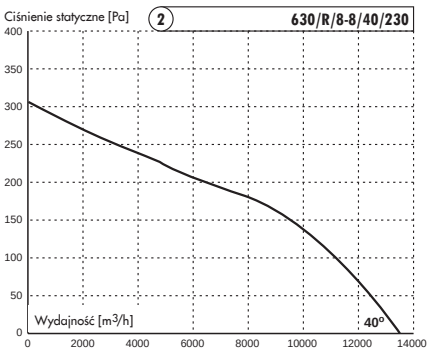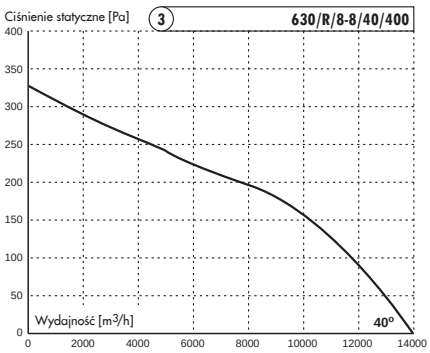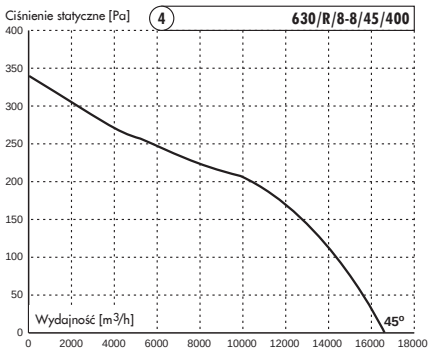
CHARAKTERYSTYKI WENTYLATORÓW